



MISSOURI HOSPICE  
 & Palliative Care  
 Association

# Missouri

## MEDICARE HOSPICE BENEFICIARIES SERVED IN CALENDAR YEAR 2022



122

Number of  
Hospices



36,934

Number of Medicare  
Hospice Patients



39,627

Number of Medicare  
Hospice Admissions


Number of Medicare Days

**2,652,048**

### PAYOR TYPE



### AVERAGE DAILY CENSUS



7,266

### LENGTH OF STAY (DAYS)

MEAN

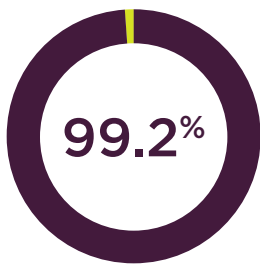
72

MEDIAN

25

TOTAL MEDICARE PAYMENTS  
**\$443M**

**PERCENTAGE OF MEDICARE DAYS at level of care**



Routine Home Care



Continuous Home Care



General Inpatient



Respite

**PERCENTAGE OF MEDICARE DAYS in most prominent locations of care**




**49.5%**

Home




**37.7%**

Nursing Facilities




**12.0%**

Assisted Living



**0.4%**

Hospice Inpatient



**0.4%**

All Other

Missouri Hospice & Palliative Care Association

P: 573.415.2010 E: [jmoore@missourihospice.org](mailto:jmoore@missourihospice.org) W: [www.mohospice.org](http://www.mohospice.org)